

Stowaway®

TW Series
Task and Stool
Price Addendum

June 2007



Reference your May 1, 2006
Seating price book for
Stowaway Stacker,
Surface Materials and
Pricing, Procedures and Policies

**Stowaway
TW Series – Task**

To Order, Call:
Trendway Customer Care
1-800-893-8115



To Order, Specify:

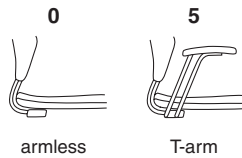
① Catalog Number

Example: TW006U2

② Choose arm option

0

Arm Options




arm cap is black
arm matches frame color

| ① Catalog Number | Mechanism Description | ② Arm Options | List Price | | | | | | | |
|---|--|------------------|------------|-------|-------|-------|-------|-------|-------|-------|
| | | | Plastic | A/COM | B | C | D | E | F | G |
| TW006 Plastic Seat & Back | Mechanism 6 | 0 | \$240 | N/A | N/A | N/A | N/A | N/A | N/A | N/A |
| | Basic Task Mechanism • Pneumatic seat height adjustment | 5 | \$280 | N/A | N/A | N/A | N/A | N/A | N/A | N/A |
| TW006U1 Upholstered Seat | Mechanism 6 | 0 | N/A | \$288 | \$303 | \$318 | \$336 | \$356 | \$379 | \$409 |
| | Basic Task Mechanism • Pneumatic seat height adjustment | 5 | N/A | \$328 | \$343 | \$358 | \$376 | \$396 | \$419 | \$449 |
| TW006U2 Upholstered Seat & Back | Mechanism 6 | 0 | N/A | \$318 | \$333 | \$348 | \$366 | \$386 | \$409 | \$439 |
| | Basic Task Mechanism • Pneumatic seat height adjustment | 5 | N/A | \$358 | \$373 | \$388 | \$406 | \$426 | \$449 | \$479 |

To Order, Call:
Trendway Customer Care
1-800-893-8115

Stowaway
TW Series – Task

| | | |
|---|---|---|
| 3 Specify frame and shell color – Required | 4 Choose any additional option that applies (Add the upcharges to your list price) | 5 Specify Fabric – Required for TW006U1 and TW006U2 only |
| S1; X1 (\$0 + \$0) | B (+ \$20) | AJ8 |

| | | |
|---|--|--|
| S | X | B |
| S1 – black S2 – metallic silver steel frame | X1 – black X2 – graphite Nine special order shell colors available. Contact Customer Care to order. shell colors |  soft casters |

| 3 Specify Frame & Shell Color | | | | 4 Additional Options | 5 Specify Fabric If ordering TW006U1 or TW006U2 | Standard Dimensions |
|--------------------------------------|-------|-------|-------|-----------------------------|--|---|
| S1 | S2 | X1 | X2 | B | | |
| + \$0 | + \$0 | + \$0 | + \$0 | + \$20 | N/A | w 26" bh 12.5" h 31"-36" bw 20" sw 18.375" wt (w/o arms) 29 lbs sd 18.875" wt (w/ arms) 31 lbs sh 16"-21" w/arms 23" |
| + \$0 | + \$0 | + \$0 | + \$0 | + \$20 | See Surface Material color legend pages 6-9 of May 2006 Seating price book | w 26" bh 12.5" h 31"-36" bw 20" sw 18.375" wt (w/o arms) 29 lbs sd 18.875" wt (w/ arms) 31 lbs sh 16"-21" com 0.75 yds w/arms 23" |
| + \$0 | + \$0 | + \$0 | + \$0 | + \$20 | See Surface Material color legend pages 6-9 of May 2006 Seating price book | w 26" bh 12.5" h 31"-36" bw 20" sw 18.375" wt (w/o arms) 29 lbs sd 18.875" wt (w/ arms) 31 lbs sh 16"-21" com 0.75 yds w/arms 23" |

**Stowaway
TW Series – Task**

To Order, Call:
Trendway Customer Care
1-800-893-8115



To Order, Specify:

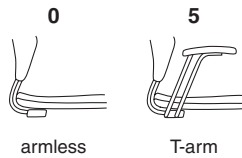
① Catalog Number

② Choose arm option

Example: TW007U1

0

Arm Options




arm cap is black
arm matches frame color

| ① Catalog Number | Mechanism Description | ② Arm Options | List Price | | | | | | | |
|--|-----------------------|------------------|------------|-------|-------|-------|-------|-------|-------|-------|
| | | | Plastic | A/COM | B | C | D | E | F | G |
| TW007 Plastic Seat & Back | Mechanism 7 | 0 | \$265 | N/A | N/A | N/A | N/A | N/A | N/A | N/A |
| | Swivel Tilt Control | 5 | \$305 | N/A | N/A | N/A | N/A | N/A | N/A | N/A |
| <ul style="list-style-type: none"> • Pneumatic seat height adjustment • Seat tilt with tension control • One position tilt lock | | | | | | | | | | |
| TW007U1 Upholstered Seat | Mechanism 7 | 0 | N/A | \$312 | \$327 | \$342 | \$360 | \$380 | \$403 | \$433 |
| | Swivel Tilt Control | 5 | N/A | \$352 | \$367 | \$382 | \$400 | \$420 | \$443 | \$473 |
| <ul style="list-style-type: none"> • Pneumatic seat height adjustment • Seat tilt with tension control • One position tilt lock | | | | | | | | | | |
| TW007U2 Upholstered Seat & Back | Mechanism 7 | 0 | N/A | \$343 | \$358 | \$373 | \$391 | \$411 | \$434 | \$464 |
| | Swivel Tilt Control | 5 | N/A | \$383 | \$398 | \$413 | \$431 | \$451 | \$474 | \$504 |
| <ul style="list-style-type: none"> • Pneumatic seat height adjustment • Seat tilt with tension control • One position tilt lock | | | | | | | | | | |

To Order, Call:
Trendway Customer Care
1-800-893-8115

Stowaway
TW Series – Task

| | | |
|--|--|---|
| <p>3 Specify frame and shell color – Required</p> <p>S1; X1 (\$0 + \$0)</p> | <p>4 Choose any additional option that applies (Add the upcharges to your list price)</p> <p>B (+ \$20)</p> | <p>5 Specify Fabric – Required for TW007U1 and TW007U2 only</p> <p>AJ8</p> |
|--|--|---|

| | | |
|------------------------------------|---|--|
| S | X | B |
| S1 – black S2 – metallic silver | X1 – black X2 – graphite |  |
| steel frame | Nine special order shell colors available. Contact Customer Care to order. shell colors | soft casters |

| 3 Specify Frame & Shell Color | | | | 4 Additional Options | 5 Specify Fabric | Standard Dimensions |
|-------------------------------|-------|-------|-------|----------------------|--|---------------------------------|
| S1 | S2 | X1 | X2 | B | If ordering TW007U1 or TW007U2 | |
| | | | | | | w 26" bh 12.5" |
| | | | | | | h 31"-36" bw 20" |
| | | | | | | sw 18.375" wt (w/o arms) 29 lbs |
| | | | | | | sd 18.875" wt (w/ arms) 31 lbs |
| | | | | | | sh 16"-21" |
| | | | | | | w/arms 23" |
| + \$0 | + \$0 | + \$0 | + \$0 | + \$20 | N/A | |
| | | | | | | w 26" bh 12.5" |
| | | | | | | h 31"-36" bw 20" |
| | | | | | | sw 18.375" wt (w/o arms) 29 lbs |
| | | | | | | sd 18.875" wt (w/ arms) 31 lbs |
| | | | | | | sh 16"-21" com 0.75 yds |
| | | | | | | w/arms 23" |
| + \$0 | + \$0 | + \$0 | + \$0 | + \$20 | See Surface Material color legend pages 6-9 of May 2006 Seating price book | |
| | | | | | | w 26" bh 12.5" |
| | | | | | | h 31"-36" bw 20" |
| | | | | | | sw 18.375" wt (w/o arms) 29 lbs |
| | | | | | | sd 18.875" wt (w/ arms) 31 lbs |
| | | | | | | sh 16"-21" com 0.75 yds |
| | | | | | | w/arms 23" |
| + \$0 | + \$0 | + \$0 | + \$0 | + \$20 | See Surface Material color legend pages 6-9 of May 2006 Seating price book | |

**Stowaway
TW Series – Stools**

To Order, Call:
Trendway Customer Care
1-800-893-8115



To Order, Specify:

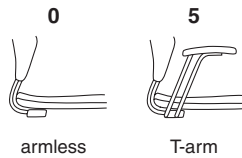
① Catalog Number

② Choose arm option

Example: TW206U1

5

Arm Options




arm cap is black
arm matches frame color

| ① Catalog Number | Mechanism Description | ② Arm Options | List Price | | | | | | | |
|--|-------------------------------------|------------------|------------|-------|-------|-------|-------|-------|-------|-------|
| | | | Plastic | A/COM | B | C | D | E | F | G |
| TW106 Intermediate Height Plastic Seat & Back | Mechanism 6 Basic Task Mechanism | 0 | \$310 | N/A | N/A | N/A | N/A | N/A | N/A | N/A |
| | | 5 | \$350 | N/A | N/A | N/A | N/A | N/A | N/A | N/A |
| • Pneumatic seat height adjustment | | | | | | | | | | |
| TW206 Full Drafting Height Plastic Seat & Back | | | | | | | | | | |
| TW106U1 Intermediate Height Upholstered Seat | Mechanism 6 Basic Task Mechanism | 0 | N/A | \$358 | \$373 | \$388 | \$406 | \$426 | \$449 | \$479 |
| | | 5 | N/A | \$398 | \$413 | \$428 | \$446 | \$466 | \$489 | \$519 |
| • Pneumatic seat height adjustment | | | | | | | | | | |
| TW206U1 Full Drafting Height Upholstered Seat | | | | | | | | | | |
| TW106U2 Intermediate Height Upholstered Seat & Back | Mechanism 6 Basic Task Mechanism | 0 | N/A | \$388 | \$403 | \$418 | \$436 | \$456 | \$479 | \$509 |
| | | 5 | N/A | \$428 | \$443 | \$458 | \$476 | \$496 | \$519 | \$549 |
| • Pneumatic seat height adjustment | | | | | | | | | | |
| TW206U2 Full Drafting Height Upholstered Seat & Back | | | | | | | | | | |

To Order, Call:
Trendway Customer Care
1-800-893-8115

Stowaway
TW Series – Stools

| | | |
|--|--|---|
| <p>3 Specify frame and shell color – Required</p> <p>S1; X1 (\$0 + \$0)</p> | <p>4 Choose any additional option that applies (Add the upcharges to your list price)</p> <p>B (+ \$20)</p> | <p>5 Specify Fabric – Required for TW_06U1 and TW_06U2 only</p> <p>AJ8</p> |
|--|--|---|

| | | |
|------------------------------------|---|--|
| S | X | B |
| S1 – black S2 – metallic silver | X1 – black X2 – graphite |  |
| steel frame | Nine special order shell colors available. Contact Customer Care to order. shell colors | soft casters |

| 3 Specify Frame & Shell Color | | | | 4 Additional Options | 5 Specify Fabric If ordering TW_06U1 or TW_06U2 | Standard Dimensions |
|--------------------------------------|-------|-------|-------|-----------------------------|--|--|
| S1 | S2 | X1 | X2 | B | | |
| + \$0 | + \$0 | + \$0 | + \$0 | + \$20 | N/A | intermediate h 35"-43" full drafting h 37"-47" intermediate sh 20"-28" full drafting sh 22"-32" w 27" bh 12.5" sw 18.375" bw 20" sd 18.875" wt (w/o arms) 35 lbs w/arms 23" wt (w/ arms) 37 lbs footring 20" |
| + \$0 | + \$0 | + \$0 | + \$0 | + \$20 | See Surface Material color legend pages 6-9 of May 2006 Seating price book | intermediate h 35"-43" full drafting h 37"-47" intermediate sh 20"-28" full drafting sh 22"-32" w 27" bh 12.5" sw 18.375" bw 20" sd 18.875" wt (w/o arms) 35 lbs w/arms 23" wt (w/ arms) 37 lbs com 0.75 yds |
| + \$0 | + \$0 | + \$0 | + \$0 | + \$20 | See Surface Material color legend pages 6-9 of May 2006 Seating price book | intermediate h 35"-43" full drafting h 37"-47" intermediate sh 20"-28" full drafting sh 22"-32" w 27" bh 12.5" sw 18.375" bw 20" sd 18.875" wt (w/o arms) 35 lbs w/arms 23" wt (w/ arms) 37 lbs com 0.75 yds |

